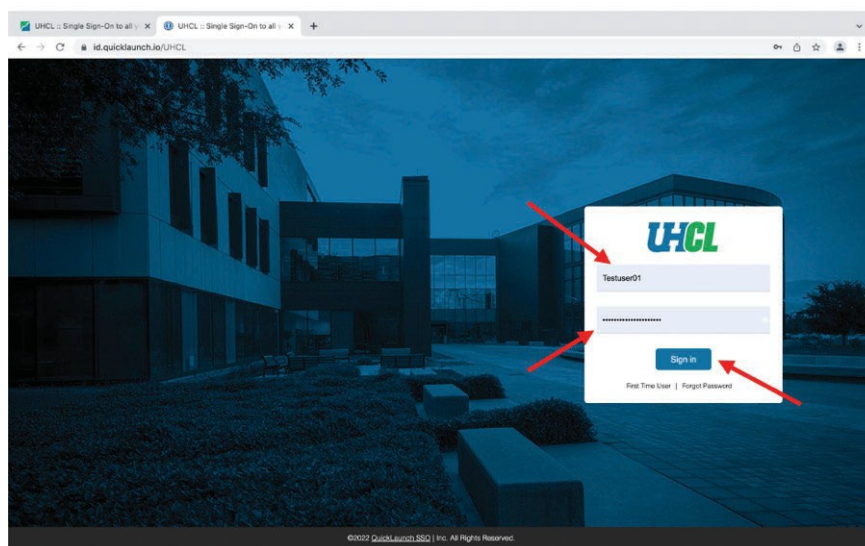


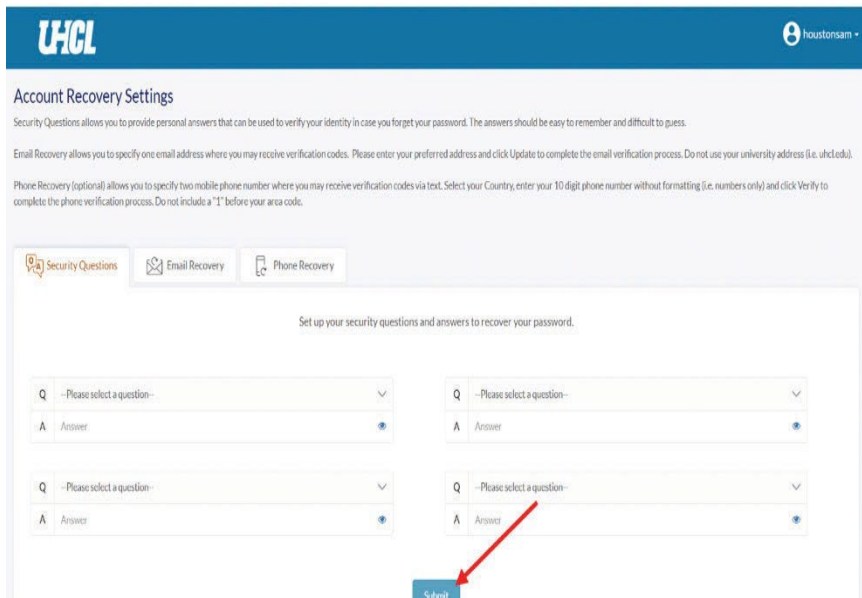
### Navigating and Utilizing GoUHCL (QuickLaunch)

Welcome to GoUHCL, your one-stop hub for secure access to a diverse array of university software applications and easy management of your computer account passwords at UHCL. In the following guide, we'll walk you through the steps to log in to GoUHCL and access your preferred applications within this intuitive portal. Go to the GoUHCL (QuickLaunch) login page using the following web address/URL: <http://go.uhcl.edu>

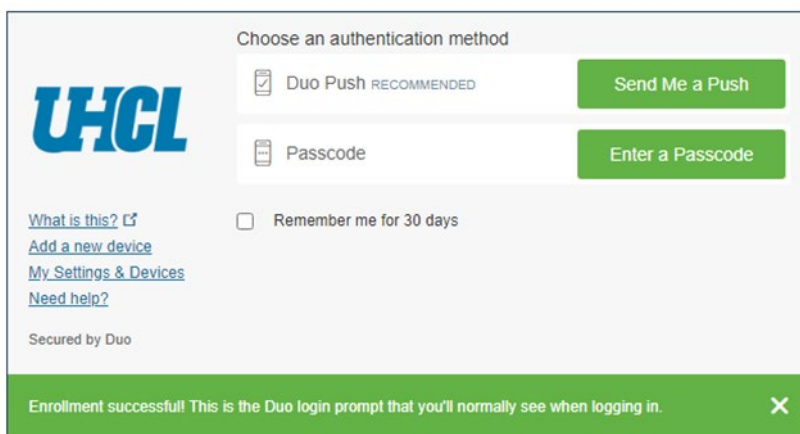
1. Enter your usual UHCL computer account credentials (username and password) on the login page. Then click the Sign in button.



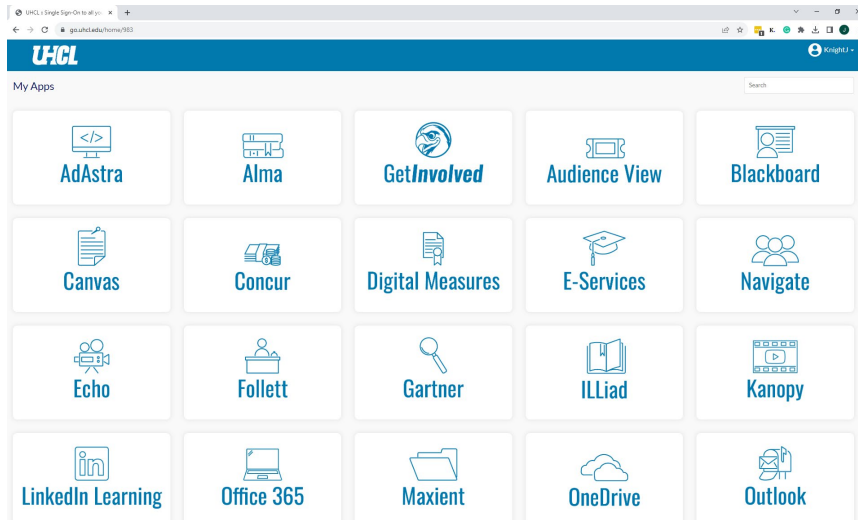
2. The **first time** you attempt to log in, you may be presented with a screen on which you need to set up your account recovery/security questions, as shown in the image below. Set up your security questions and then click the Submit button to proceed.



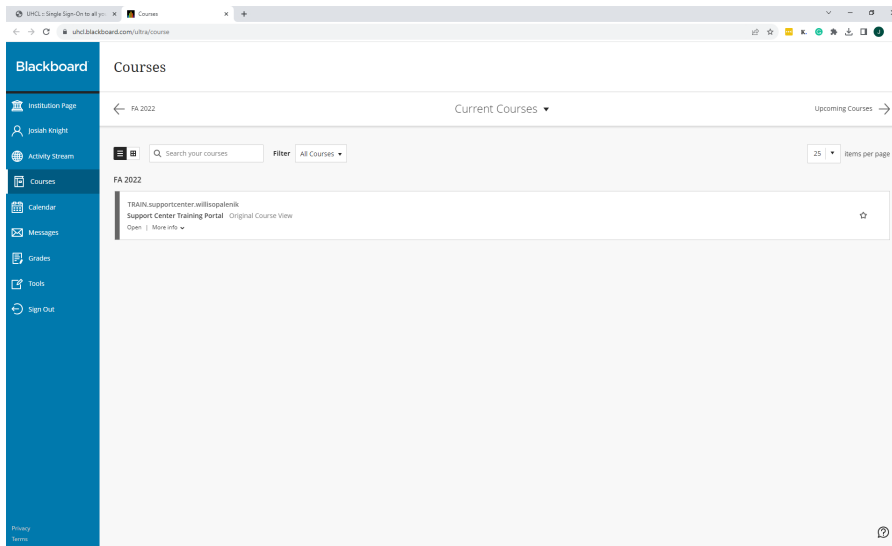
3. You will then be asked to set up DUO Mobile. Duo Mobile is a user-friendly mobile app that enhances university security by providing convenient two-factor authentication, ensuring the protection of your online accounts and data. Once set up, Use your preferred method (app push, token code, or text passcode) For more information on Duo setup, please refer to the following link: <https://www.uhcl.edu/computing/services/duo> **NOTE: Once you authenticate into GoUHCL (QuickLaunch), you will be able to access multiple applications from within QuickLaunch during the same session.**



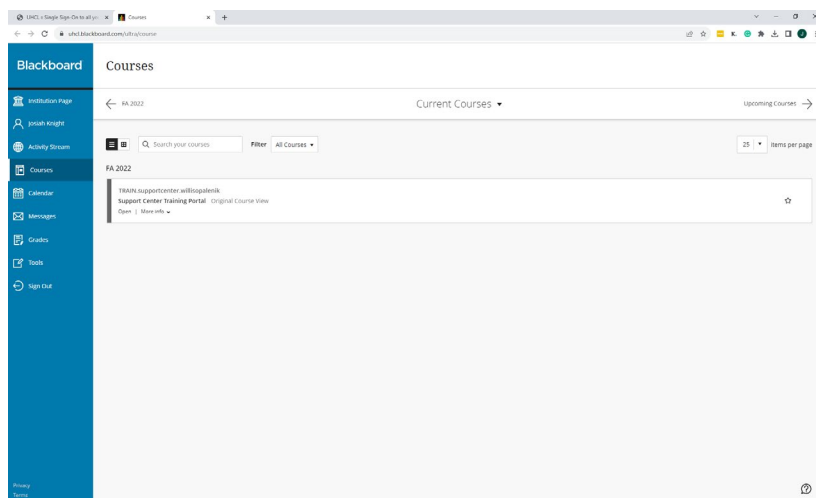
4. As shown in the image below, you will then arrive at the GoUHCL applications page, on which you will see clickable "tiles" for each app that can be accessed from within QuickLaunch. Click on any tile to access that application. For this handout, we'll click the Blackboard tile



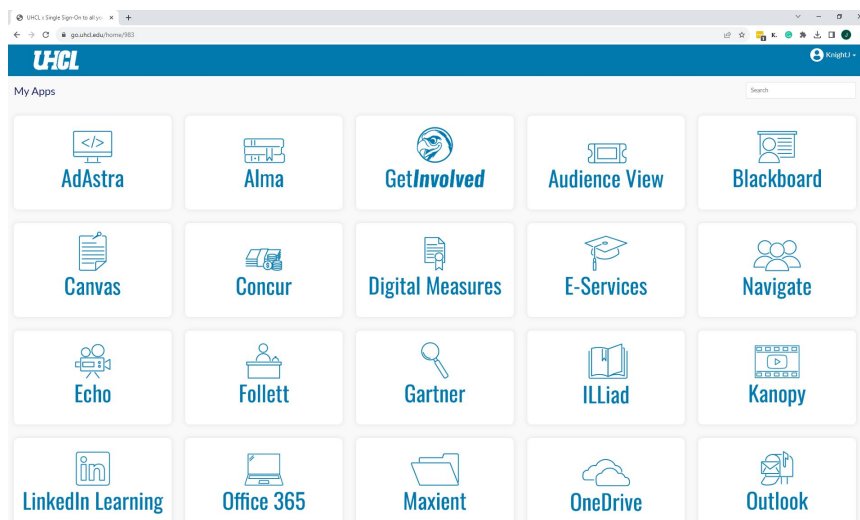
5. After several seconds, the Blackboard application opens without any additional steps needed to log in or authenticate.



6. Once I've completed my work in this application, I'll log out of Blackboard and close its browser tab.



7. Doing so will route you back to the GoUHCL (QuickLaunch application screen, from which you can click another tile to access another application.



If you encounter any difficulties or have any questions about GoUHCL (QuickLaunch), please get in touch with the OIT Support Center by telephone (281-283-2828) or email ([supportcenter@uhcl.edu](mailto:supportcenter@uhcl.edu)).