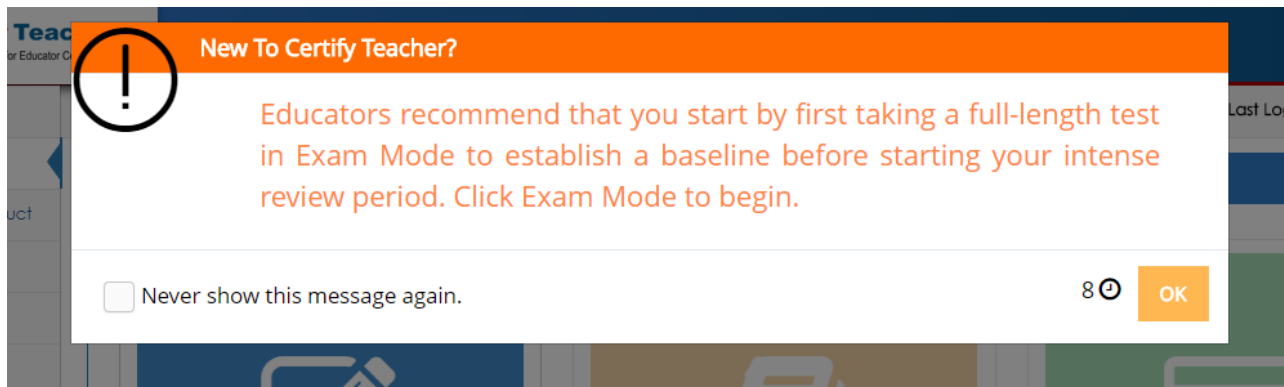


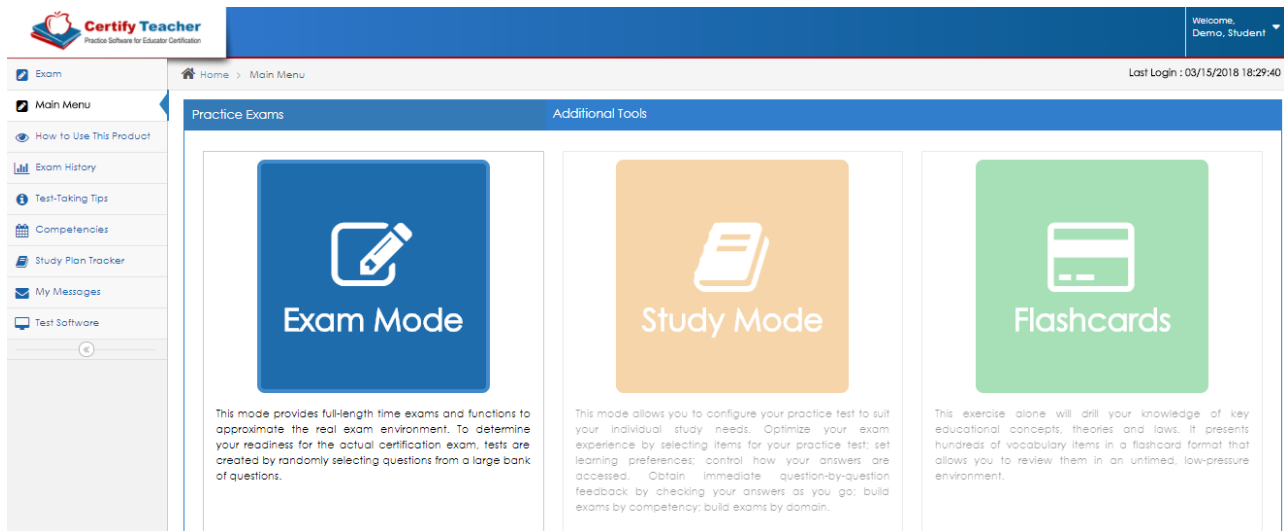
# HOW TO USE CERTIFYTEACHER.COM FOR EFFECTIVE TEST PREPARATION

Although you can use this readiness review in a number of ways, we recommend that you approach the modules of the program in the sequence shown below. After you've entered your credentials and log in:

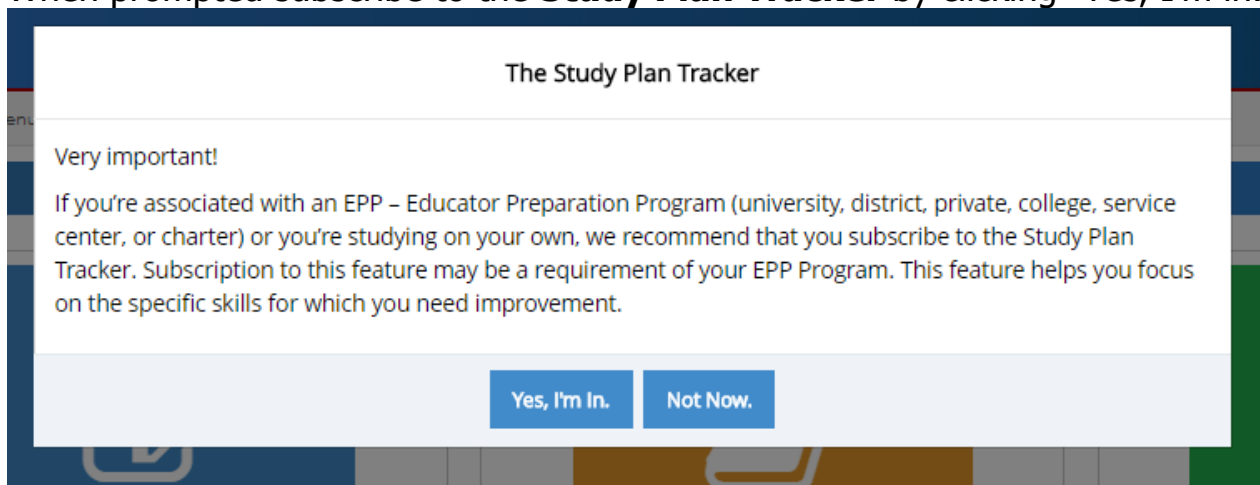
1. A message will appear instructing you to begin by taking a baseline exam in Exam Mode. Click **OK** to continue.



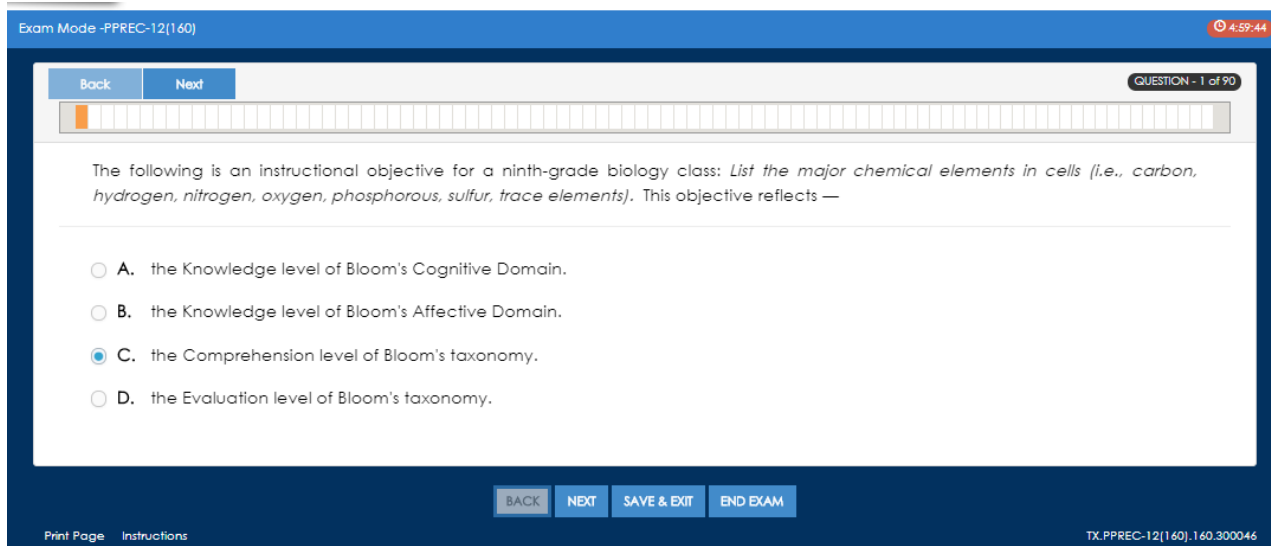
2. Select **Exam Mode** to submit to an initial full length test.



3. When prompted subscribe to the **Study Plan Tracker** by clicking “Yes, I’m in.”



4. Once you enter your exam you select your answer choice for each question item and **click NEXT** to continue through the exam.



5. Once you've reached the last question item select **END EXAM**.

Exam Mode - PPREC-12(160) 4:23:56

QUESTION - 90 of 90

Back Next

---

Mr. Laso, a second year kindergarten teacher, observed several bruises on Stephanie's right leg. He also remembered that she was present at school on Monday but absent two days after that. Stephanie is very withdrawn from her peers and prefers to sit alone during recess.

Which of the following choices would be most appropriate in being Mr. Laso's first step if he is concerned that Stephanie may be suffering from abuse?

- A. Questioning Stephanie by using puppets during center time to find out what happened to her right leg
- B. Sharing the concern with the mentor teacher
- C. Calling the parents and asking for a conference at their convenience
- D. Reporting the suspicions to the local Child Protective Service Agency

BACK NEXT SAVE & EXIT END EXAM

Print Page Instructions TX.PPREC-12(160).160.300118

And then **Score** on the Review Your Answers page:

160-PPREC-12(160)

Legend: ● Completed Answers ● Incomplete ● Marked for Review ● Not Visited

Return to Question Score

6. Your personalized Score Report will provide you with detailed information to help you identify your strengths and weaknesses – allowing you to target your areas of deficiency.

Exam Result Score Report Exam Mode

Candidate Name: Demo, Student  
Exam: PPREC-12(160), TEXES  
Date: 03/15/2018 18:50:14

*Authorization to submit to the real TEXES exam may be based on these results.*

Six-hour Rqmt: Compliant (30/23)

Standards	# Questions	# Correct	% Correct
<b>DOMAIN I—DESIGNING INSTRUCTION AND ASSESSMENT TO PROMOTE STUDENT LEARNING</b>	36	14	38.89%
Competency 001—Human Development	11	3	27.27%
Competency 002—Celebrating Diversity	13	4	30.77%
Competency 003—Effective Instruction	4	2	50%
Competency 004—Learning Theories and Processes	8	5	62.5%
<b>DOMAIN II—CREATING A POSITIVE, PRODUCTIVE CLASSROOM ENVIRONMENT</b>	4	2	50%
Competency 005—Safe and Positive Environment	1	0	0%
Competency 006—Management	3	2	66.67%
<b>DOMAIN III—IMPLEMENTING EFFECTIVE, RESPONSIVE INSTRUCTION AND ASSESSMENT</b>	30	12	40%
Competency 007—Effective Communication	8	0	0%
Competency 008—Motivation and Engagement	9	5	55.56%
Competency 009—Technology	6	3	50%
Competency 010—Assessment	7	4	57.14%
<b>DOMAIN IV—FULFILLING PROFESSIONAL ROLES AND RESPONSIBILITIES</b>	20	2	10%

## 7. Select **Study Plan** (at bottom of the **Score Report** page)

- It will take you to the **Study Plan Tracker** page
- Complete the **Assignments** listed in the Study Plan Tracker by **Selecting GO** next to the assignment.

Competency 007—Effective Communication	8	0	0%
Competency 008—Motivation and Engagement	9	5	55.56%
Competency 009—Technology	6	3	50%
Competency 010—Assessment	7	4	57.14%
<b>DOMAIN IV—FULFILLING PROFESSIONAL ROLES AND RESPONSIBILITIES</b>	<b>20</b>	<b>2</b>	<b>10%</b>
Competency 011—Home/School/Community Relations	8	1	12.5%
Competency 012—Professional Development	4	1	25%
Competency 013—Law and Ethics	8	0	0%

[PRINT](#)
[EMAIL YOUR SCORE](#)
[STUDY PLAN](#)
[REVIEW ANSWER](#)
[CLOSE](#)

[Email](#)
[PRINT](#)
[CLOSE](#)

Personalized Study Plan Name: Demo Student    Exam: PPREC-12(160)    Attempt: 0    Date: 03/15/2018

Based on Today's Test Performance the following assignment(s) will help you master specific content on which you need improvement.

Competencies	Your Score	Complete	Assignments
Competency 001	27.27 %	<span style="color: red;">Not Completed</span>	Study Plan Tracker <a href="#">GO</a>
Competency 002	30.77 %	<span style="color: red;">Not Completed</span>	Study Plan Tracker <a href="#">GO</a>
Competency 003	50 %	<span style="color: red;">Not Completed</span>	Study Plan Tracker <a href="#">GO</a>
Competency 004	62.5 %	<span style="color: red;">Not Completed</span>	Study Plan Tracker <a href="#">GO</a>
Competency 005	0 %	<span style="color: red;">Not Completed</span>	Study Plan Tracker <a href="#">GO</a>
Competency 006	66.67 %	<span style="color: red;">Not Completed</span>	Study Plan Tracker <a href="#">GO</a>
Competency 007	0 %	<span style="color: red;">Not Completed</span>	Study Plan Tracker <a href="#">GO</a>
Competency 008	55.56 %	<span style="color: red;">Not Completed</span>	Study Plan Tracker <a href="#">GO</a>
Competency 009	50 %	<span style="color: red;">Not Completed</span>	Study Plan Tracker <a href="#">GO</a>

### Your Score by Domain on the Test

### Weight of Domains on the Test

In addition to completing the assignment(s) listed above, we strongly recommend you review all explanatory commentaries for all correct and incorrect answers on the test as they may contain information that may answer another question on the real exam.

- You are taken to the Study Mode page where your competency selection is already done for you. Simply hit the blue **PROCEED** button at the bottom to begin your assignment.

<input type="checkbox"/>	Competency 012 - Professional Development	Not passed yet
<input checked="" type="checkbox"/>	Competency 013 - Law and Ethics	Not passed yet

Before you are allowed to submit to another full-length exam, you must complete at least half of the assignments listed above. In order for you to get a passing score on any quiz assignment, you must score 75% of the questions correctly. Alternatively, you can disable this feature by clicking the Disable My Plan link at the top of the page so you can proceed and submit to an exam, if you must.

[PRINT](#)
[PROCEED](#)
[CLOSE](#)

- Review the explanatory commentaries for all questions on the test ----- correct and incorrect answers --- as they may contain information that might answer another question on the real test. Click **SEE EXPLANATION** on each study item.

- When you've completed your assignment click **Score Quiz** on the bottom right.

The screenshot shows a quiz question in a study mode interface. At the top left, it says "Study Mode - PPREC-12(160)". Below that are "Back" and "Next" buttons. In the top right corner, it says "QUESTION - 6 of 6". The question text is "Which of the following instructional strategies may be contrasted with inquiry-based teaching?". There are four radio button options: A. Project-based learning, B. Explicit instruction (which is selected), C. Indirect teaching, and D. Problem Solving. Below the options is a "See Explanation" link. At the bottom, there are buttons for "MARK FOR REVIEW", "CHECK ANSWER", "BACK", "NEXT", "SAVE & EXIT", and "SCORE QUIZ". In the bottom left corner, it says "Print Page Instructions" and in the bottom right corner, it says "TX.PPREC-12(160).160.300023".

8. The next step is to visit the **Flashcards** area to drill your knowledge on key educational concepts.

The screenshot shows the "Additional Tools" section of a study interface. It has three main cards: "Exam Mode" (blue), "Study Mode" (orange), and "Flashcards" (green). Each card has an icon and a brief description. The "Exam Mode" card features a pencil icon and describes full-length timed exams. The "Study Mode" card features a book icon and describes configuring practice tests. The "Flashcards" card features a card icon and describes drilling knowledge with hundreds of vocabulary items.

10. Once you've completed all assignments in the Study Plan Tracker you can take another full length exam in **Exam Mode**. You should see improvement on your scores from the initial exam and a new study plan will be generated based on these scores.

Repeat this process as necessary to successfully prepare for your certification exam. We encourage you to work towards a goal of 80% per competency area.