
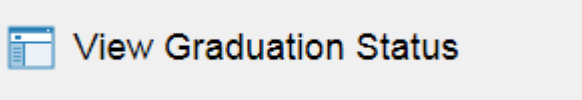




View Graduation Status

Steps	Descriptions		
1.	Access the UHCL E-Services page at www.uhcl.edu/eservices . Enter your UHCL network ID and password or your 7 digit ID and password.		
2.	Click on the Academic Records tile 		
3.	On the left side menu bar, select View Graduation Status 		
4.	The system will display the status on your graduation application. <p>Graduation Status</p> <hr/> <div style="border: 1px solid #ccc; padding: 10px; margin-top: 20px;"> <p>Program: College of Science & Eng UG</p> <p>UH-Clear Lake Undergraduate</p> <table style="width: 100%; border-collapse: collapse;"> <tr> <td style="width: 50%; vertical-align: top;"> Degree: Bachelor of Science Major: Computer Engineering BS Track: General Computer Sys Engr </td> <td style="width: 50%; vertical-align: top;"> Status: Graduation Application Submitted Expected Graduation Term: Spring 2017 </td> </tr> </table> </div>	Degree: Bachelor of Science Major: Computer Engineering BS Track: General Computer Sys Engr	Status: Graduation Application Submitted Expected Graduation Term: Spring 2017
Degree: Bachelor of Science Major: Computer Engineering BS Track: General Computer Sys Engr	Status: Graduation Application Submitted Expected Graduation Term: Spring 2017		
5.	 or  to return to the Home Page.		