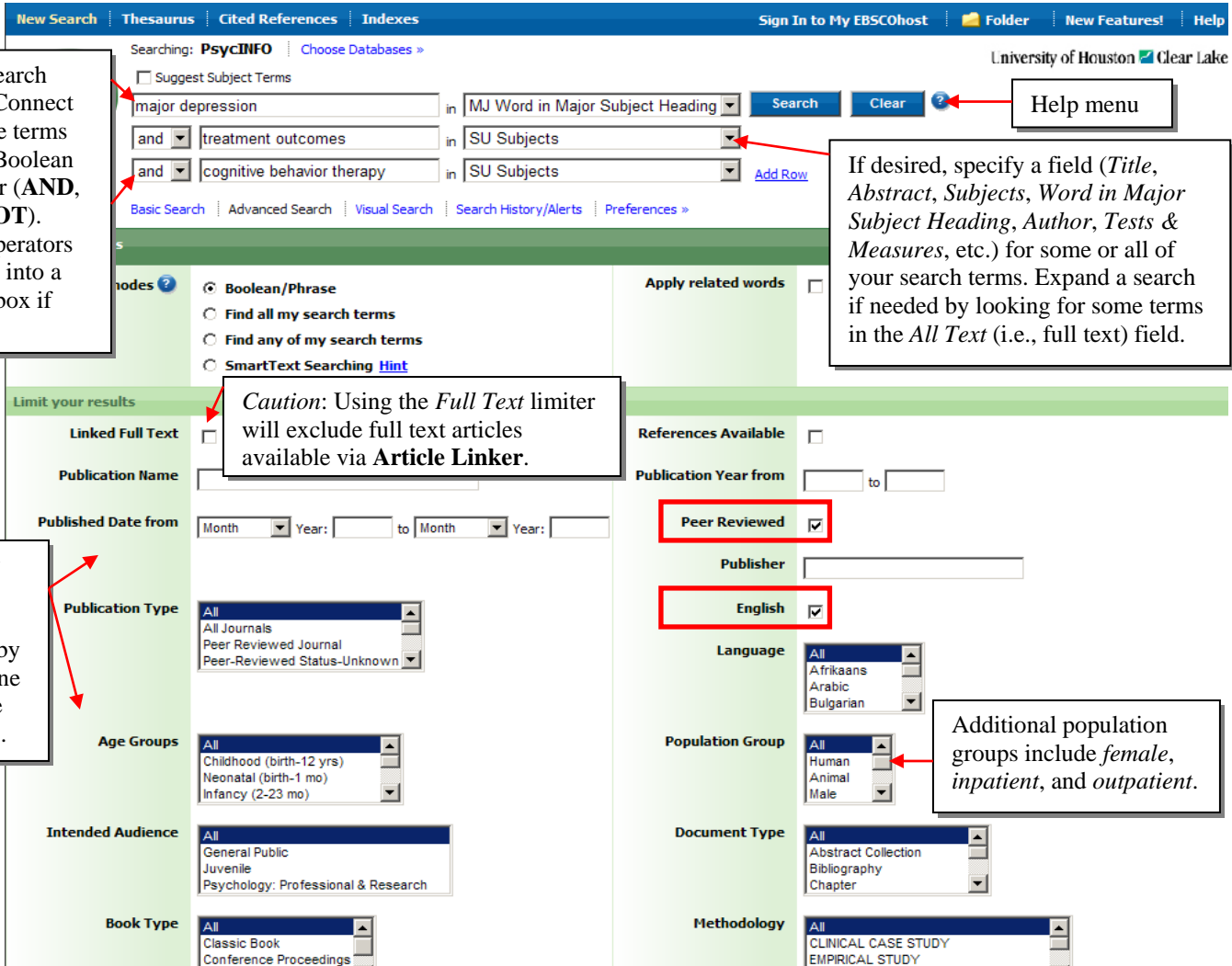


PsycINFO, based on the American Psychological Association's (APA) database, abstracts psychology-related literature dating from the 1800's, including journal articles, English-language books and book chapters, technical reports, dissertations, and book reviews from *PsycCRITIQUES* and other review sources. Journal coverage includes more than 2,200 journals, 98% of which are peer-reviewed, in over 27 languages.

STARTING & SEARCHING PsycINFO

From the library's World Wide Web homepage (<http://www.uhcl.edu/library>), click on **Databases A-Z**. In the alphabetical list of databases by name, click on the **PsycINFO** hyperlink.

Advanced Search with Boolean/phrase search mode is the default search method. See sample search form below.



Enter search terms. Connect multiple terms with a Boolean operator (AND, OR, NOT). Type operators directly into a search box if needed.

Help menu

If desired, specify a field (*Title, Abstract, Subjects, Word in Major Subject Heading, Author, Tests & Measures, etc.*) for some or all of your search terms. Expand a search if needed by looking for some terms in the *All Text* (i.e., full text) field.

Caution: Using the Full Text limiter will exclude full text articles available via Article Linker.

Narrow your search results by using one or more limiters.

Additional population groups include female, inpatient, and outpatient.

Tips: Enter Boolean operators, proximity operators, or truncation symbols directly into the search box.

and	mania and drug therapy	narrows the results by finding both terms in the same record
or	craving or addiction	broadens the results by finding either or both terms
n	perfectionism n5 depression	finds <i>perfectionism</i> within 5 words of <i>depression</i> , in any order
w	cognitive w3 therapy	finds <i>cognitive</i> within 3 words of <i>therapy</i> , in that order
*	pavlov*	broadens the results by finding <i>Pavlov, Pavlov's, Pavlovian, etc.</i>
mj	mj bulimia	finds records that have <i>bulimia</i> as a major (not minor) subject heading

Special search links:



[Thesaurus](#) | [Cited References](#) | [Indexes](#)

- Use **Thesaurus** to identify and search official APA subject terms, which should improve your search results.
- When you already have a good article on your topic, search **Cited References** to find other articles that have cited it.
- Use **Indexes** to browse and search specific fields (*author, author affiliation, book series, population location, subjects all, subjects major, tests & measures, etc.*)


VIEWING & WORKING WITH RECORDS

The screenshot shows a search results page with several annotations:

- Left sidebar:** A box notes: "If desired, narrow your results with APA subject thesaurus terms. Major headings indicate significant treatment of that topic in the article." It points to the "Subject: Major Heading" section. Another box notes: "Click the arrow to show or hide any limiter category." It points to the "Age" and "Gender" sections.
- Search Results:** The main area shows a list of four articles. Annotations include:
 - "Full text is provided for this article." pointing to the "Linked Full Text" link for the first article.
 - "Click title for the full citation view or the magnifying glass for a preview." pointing to the title of the second article.
 - "Click Add to folder and then Folder View when ready." pointing to the "Add to folder" link for the third article.
 - "Click the Article Linker button or Check for possible full text to see whether full text is available from another source. See also Article & Book Requests on the library homepage for document delivery options." pointing to the "Check for possible Full Text" link for the fourth article.
- Right sidebar:** A box notes: "Leads to all limiters." pointing to the "Limit your results" section.

 **BOOKMARK** 

Caution: *Bookmark* and *Share* links must be edited to insure access, especially from off campus. Create a *My EBSCOhost* account instead to save your work.



From the full citation view, click a desired icon to print, email, save, view citation styles (APA, MLA, etc.), export a record, or add it to a folder, and then follow onscreen instructions. *Note:* Verify citation styles with official style manuals.

To save searches, histories, and alerts, click **Sign In to My EBSCOhost** at the top of the screen, and follow onscreen instructions. See also separate how-to guide: [Saving Searches & Creating Folders in EBSCO Databases](#).

For more information, refer to onscreen help, or consult a reference librarian (281-283-3910 or library@uhcl.edu).