



University of Houston Clear Lake

Office of Institutional Effectiveness



Enrollment Management Trends: New Student Transfer Report

Fall 2002 through Fall 2006

First Time Transfers from Gulf Coast Community Colleges

Published December 19, 2006

Office of Institutional Effectiveness:

Dr. Simone Tiu - Executive Director

Peggy Johnson - Coordinator, IR & Enrollment Planning

Miriam Barrera - Research Analyst I

Pablo Salinas, Jr. - Research Analyst I

Judy Smith - Research & Assessment Associate

University of Houston-Clear Lake
Office of Institutional Effectiveness
Enrollment Management Trends: **New Student Transfer Report**
Report compiled on December 19, 2006



This report consists of a 5 year demographic study for Fall terms. These data refer to actual UHCL certified data extracted from a PeopleSoft query. Student level data uses a CBM-001 extract. If variance exists when comparing these figures to other previously published reports, it is important to note that these data may follow a different methodology and are based on CERTIFIED CBM figures.
For questions please contact OIE. Thank you.

Figure 1a:

¹ **First Time Transfers from Gulf Coast Community Colleges**

sorted by College Name

Gulf Coast Community College Name	Fall 2002		Fall 2003		Fall 2004		Fall 2005		Fall 2006	
	Count	Col %	Count	Col %	Count	Col %	Count	Col %	Count	Col %
Alvin Community College	77	9.7	90	13.1	75	10.4	72	9.8	43	7.4
Brazosport College	28	3.5	30	4.4	40	5.6	42	5.7	30	5.1
College of the Mainland	89	11.2	68	9.9	83	11.5	76	10.4	74	12.7
Galveston College	19	2.4	23	3.4	24	3.3	31	4.2	15	2.6
Houston Community	81	10.2	57	8.3	61	8.5	46	6.3	86	14.8
Lee College	45	5.7	52	7.6	58	8.1	56	7.6	46	7.9
NHMCCD	12	1.5	9	1.3	9	1.3	10	1.4	24	4.1
² San Jacinto - Central	276	34.8	189	27.6	190	26.4	216	29.4	171	29.3
² San Jacinto - North	27	3.4	23	3.4	23	3.2	29	4.0	35	6.0
² San Jacinto - South	126	15.9	130	19.0	145	20.1	144	19.6	51	8.7
Wharton County Jr. College	14	1.8	14	2.0	12	1.7	12	1.6	8	1.4
Totals	794	100.0	685	100.0	720	100.0	734	100.0	583	100.0
Total First Time Undergraduates	971		880		931		941		924	
Percent of First Time Undergrads from a Gulf Coast Community College	81.8		77.8		77.3		78.0		63.1	

¹ First Time or Transfer students are recorded on the certified CBM-001 report and represent students entering the reporting institution for the first time but who have previously attended another postsecondary institution at the same level (e.g., undergraduate to undergraduate or graduate to graduate). This does not include an institution's own graduates who re-enter for further education. A "No" for this variable would indicate a continuing or returning student and these students are excluded from this report.

² Prior to 2004 many San Jacinto students were incorrectly listed as transfers from the Central campus instead of the North and South campuses.

Data for Fall 2006 appear lower than average for new students transferring from SJC.

filter = item9 >= 1 & class = 1

data file = fall 2002-06 ps data with acad plan for facts at a glance

Last institution attended was extracted from the "uhcb_stdnt_hist" table in PeopleSoft.

NHMCCD = North Harris Montgomery Community College District

Figure 1b:

¹ First Time Transfers from Gulf Coast Community Colleges - graph display

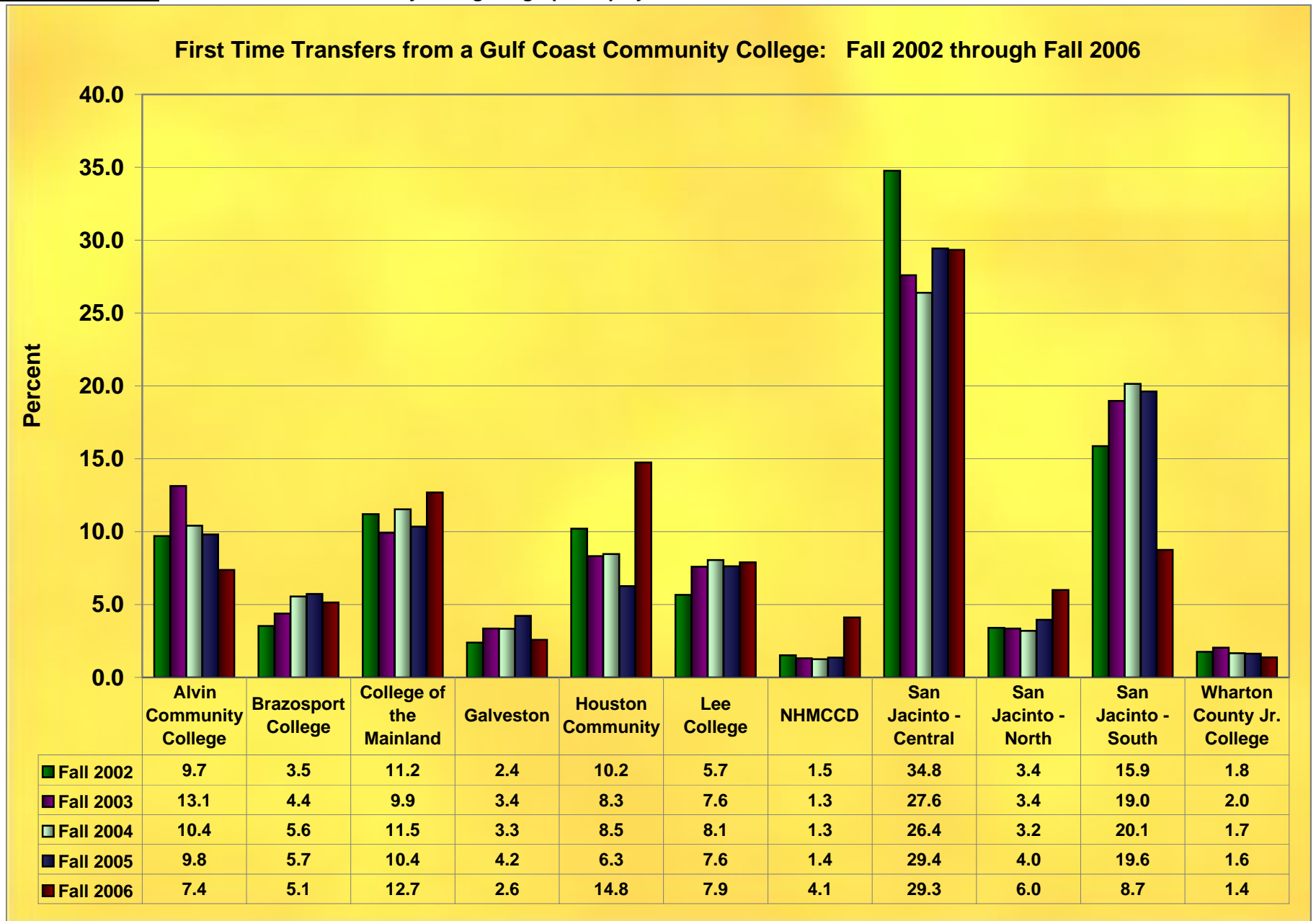


Figure 1c:

¹ First Time Transfers from Gulf Coast Community Colleges - Ethnicity

This figure combines all of the Gulf Coast Community College Transfers aggregated by ethnicity

Gulf Coast Community College First Time Transfers - Ethnicity	Fall 2002		Fall 2003		Fall 2004		Fall 2005		Fall 2006	
	Count	Col %	Count	Col %	Count	Col %	Count	Col %	Count	Col %
White	562	70.8	475	69.3	512	71.1	512	69.8	341	58.5
Black	42	5.3	39	5.7	54	7.5	44	6.0	39	6.7
Hispanic	116	14.6	121	17.7	111	15.4	143	19.5	148	25.4
Asian or Pacific Islander	46	5.8	29	4.2	30	4.2	28	3.8	39	6.7
American Indian or Alaskan	3	0.4	3	0.4	5	0.7	2	0.3	4	0.7
International	25	3.1	18	2.6	8	1.1	5	0.7	12	2.1
Totals	794	100.0	685	100.0	720	100.0	734	100.0	583	100.0

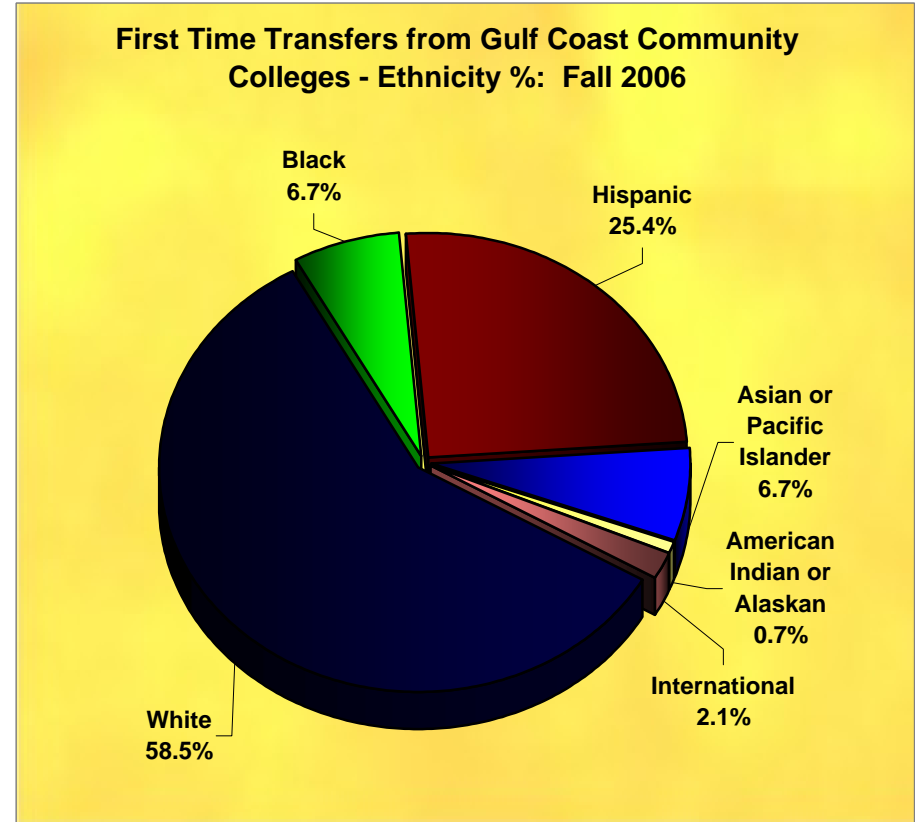
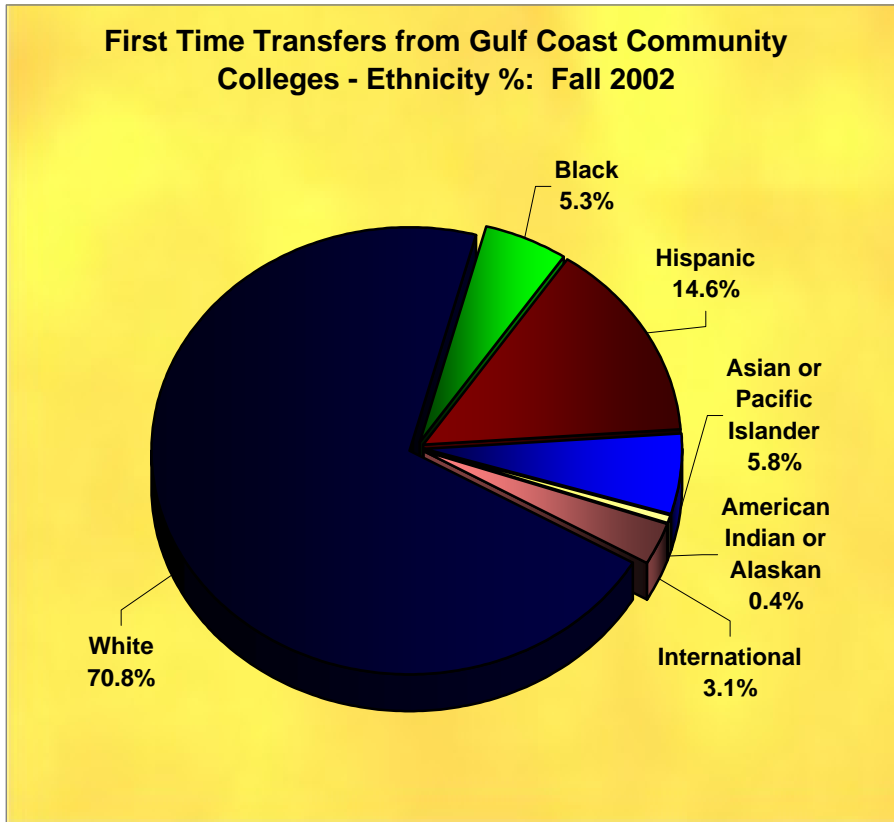


Figure 1d:

¹ First Time Transfers from all institutions (with 5 or more enrolled for Fall 2006)

sorted by Fall 2006 Count

College Name	Fall 2002		Fall 2003		Fall 2004		Fall 2005		Fall 2006	
	Count	Col %	Count	Col %	Count	Col %	Count	Col %	Count	Col %
² San Jacinto - Central	276	28.4	189	21.5	190	20.4	216	23.0	171	18.5
Houston Community College	81	8.3	57	6.5	61	6.6	46	4.9	86	9.3
College of the Mainland	89	9.2	68	7.7	83	8.9	76	8.1	74	8.0
University of Houston	31	3.2	35	4.0	33	3.5	40	4.3	55	6.0
² San Jacinto - South	126	13.0	130	14.8	145	15.6	144	15.3	51	5.5
Lee College	45	4.6	52	5.9	58	6.2	56	6.0	46	5.0
Alvin Community College	77	7.9	90	10.2	75	8.1	72	7.7	43	4.7
² San Jacinto - North	27	2.8	23	2.6	23	2.5	29	3.1	35	3.8
Brazosport College	28	2.9	30	3.4	40	4.3	42	4.5	30	3.2
NHMCCD	12	1.2	9	1.0	9	1.0	10	1.1	24	2.6
Texas A&M University	8	0.8	11	1.3	3	0.3	8	0.9	20	2.2
University of Houston Downtown	6	0.6	11	1.3	12	1.3	12	1.3	17	1.8
Galveston College	19	2.0	23	2.6	24	2.6	31	3.3	15	1.6
Baylor University	0	0.0	3	0.3	0	0.0	1	0.1	10	1.1
Austin Community College	2	0.2	2	0.2	3	0.3	4	0.4	10	1.1
San Jacinto - campus not identified	1	0.1	1	0.1	1	0.1	0	0.0	10	1.1
Stephen F Austin State University	2	0.2	3	0.3	5	0.5	4	0.4	8	0.9
Wharton County Jr. College	14	1.4	14	1.6	12	1.3	12	1.3	8	0.9
Southwest Texas State University	0	0.0	9	1.0	12	1.3	6	0.6	7	0.8
Texas Tech University	0	0.0	2	0.2	9	1.0	1	0.1	6	0.6
Texas A&M University at Galveston	0	0.0	1	0.1	2	0.2	2	0.2	6	0.6
All other First Time Transfer institutions (Less Than 5 students or missing data or fice unknown)	127	13.1	117	13.3	131	14.1	129	13.7	192	20.8
Total	971	100.0	880	100.0	931	100.0	941	100.0	924	100.0

¹ First Time or Transfer students are recorded on the certified CBM-001 report and represent students entering the reporting institution for the first time but who have previously attended another postsecondary institution at the same level (e.g., undergraduate to undergraduate or graduate to graduate). This does not include an institution's own graduates who re-enter for further education. A "No" for this variable would indicate a continuing or returning student and these students are excluded from this report.

² Prior to 2004 many San Jacinto students were incorrectly listed as transfers from the Central campus instead of the North and South campuses.

Data for Fall 2006 appear lower than average for new students transferring from SJC.

filter = item9 >= 1 & class = 1

data file = fall 2002-06 ps data with acad plan for facts at a glance

Last institution attended was extracted from the "uhcb_stdnt_hist" table in PeopleSoft.

NHMCCD = North Harris Montgomery Community College District



This report consists of a 5 year demographic study for Fall terms. These data refer to actual UHCL certified data extracted from a PeopleSoft query. Student level data uses a CBM-001 extract. If variance exists when comparing these figures to other previously published reports, it is important to note that these data may follow a different methodology and are based on CERTIFIED CBM figures.
For questions please contact OIE. Thank you.

Figure 2:

¹ All Undergraduate Transfers from Gulf Coast Community Colleges (includes first time, continuing and returning) *sorted by College Name*

Gulf Coast Community College Name	Fall 2002		Fall 2003		Fall 2004		Fall 2005		Fall 2006	
	Count	Col %	Count	Col %	Count	Col %	Count	Col %	Count	Col %
Alvin Community College	417	12.0	392	11.8	366	11.0	394	11.3	228	8.0
Brazosport College	118	3.4	126	3.8	152	4.6	157	4.5	173	6.1
College of the Mainland	396	11.4	374	11.2	368	11.1	387	11.1	411	14.5
Galveston College	92	2.6	94	2.8	88	2.6	102	2.9	67	2.4
Houston Community	309	8.9	270	8.1	248	7.4	206	5.9	337	11.9
Lee College	230	6.6	198	5.9	226	6.8	268	7.7	187	6.6
NHMCCD	44	1.3	38	1.1	39	1.2	33	0.9	95	3.3
² San Jacinto - Central	1,207	34.6	1,127	33.8	1,094	32.9	1,133	32.4	863	30.4
² San Jacinto - North	88	2.5	101	3.0	92	2.8	109	3.1	235	8.3
² San Jacinto - South	540	15.5	557	16.7	601	18.0	655	18.8	194	6.8
Wharton County Jr. College	47	1.3	56	1.7	56	1.7	49	1.4	48	1.7
Totals	3,488	100.0	3,333	100.0	3,330	100.0	3,493	100.0	2,838	100.0
Total Undergraduates	4,017		3,926		4,017		4,151		4,155	
Percent of Undergraduates from a Gulf Coast Community College	86.8		84.9		82.9		84.1		68.3	

¹ First Time or Transfer students are recorded on the certified CBM-001 report and represent students entering the reporting institution for the first time but who have previously attended another postsecondary institution at the same level (e.g., undergraduate to undergraduate or graduate to graduate). This does not include an institution's own graduates who re-enter for further education. A "No" for this variable would indicate a continuing or returning student and these students are excluded from this report.

² Prior to 2004 many San Jacinto students were incorrectly listed as transfers from the Central campus instead of the North and South campuses.

Data for Fall 2006 appear lower than average for new students transferring from SJC.

filter = class = 1

data file = fall 2002-06 ps data with acad plan for facts at a glance

Last institution attended was extracted from the "uhcb_stdnt_hist" table in PeopleSoft.

NHMCCD = North Harris Montgomery Community College District