



Office of Institutional Effectiveness



University
of Houston
Clear Lake

Enrollment Management Trends: New Student Transfer Report: Fall 2002 thru Fall 2007

Published January 2008

Dr. Simone Tiu - Executive Director

Peggy Johnson - Associate Director

Miriam Qumsieh - Research Analyst II

Pablo Salinas - Research Analyst I

Mary Ballew - Research Analyst I

Judy Smith - Research & Assessment Associate

University of Houston-Clear Lake
Office of Institutional Effectiveness
Enrollment Management Trends: New Student Transfer Report
Report compiled on January 8, 2007



This report consists of a 6 year demographic study for Fall terms. These data refer to actual UHCL certified data extracted from a PeopleSoft query. Student level data uses a CBM-001 extract. Please note that all data related to the last institution attended represents information that is coded in the Admissions/Records Office. Any variance in figures may be attributed to the Admission/Records coding methodology at the time of students first entry to the institution. Thank you.

Figure 1a: *Col % based on total who attended a Gulf Coast Community College.*
¹ **First Time Undergraduate Transfers from Gulf Coast Community Colleges** *sorted by College Name*

Gulf Coast Community College Name	Fall 2002		Fall 2003		Fall 2004		Fall 2005		Fall 2006		Fall 2007	
	Count	Col %	Count	Col %	Count	Col %	Count	Col %	Count	Col %	Count	Col %
Alvin Community College	77	9.7	90	13.1	75	10.4	72	9.8	43	7.4	59	7.4
Brazosport College	28	3.5	30	4.4	40	5.6	42	5.7	30	5.1	29	5.1
College of the Mainland	89	11.2	68	9.9	83	11.5	76	10.4	74	12.7	48	12.7
Galveston College	19	2.4	23	3.4	24	3.3	31	4.2	15	2.6	20	2.6
Houston Community	81	10.2	57	8.3	61	8.5	46	6.3	86	14.8	50	14.8
Lee College	45	5.7	52	7.6	58	8.1	56	7.6	46	7.9	39	7.9
NHMCCD	12	1.5	9	1.3	9	1.3	10	1.4	24	4.1	24	4.1
² San Jacinto - Central	276	34.8	189	27.6	190	26.4	216	29.4	171	29.3	227	29.3
² San Jacinto - North	27	3.4	23	3.4	23	3.2	29	4.0	35	6.0	18	6.0
² San Jacinto - South	126	15.9	130	19.0	145	20.1	144	19.6	51	8.7	72	8.7
Wharton County Jr. College	14	1.8	14	2.0	12	1.7	12	1.6	8	1.4	13	1.4
Totals	794	100.0	685	100.0	720	100.0	734	100.0	583	100.0	599	100.0
Total First Time Undergraduates	971		880		931		941		924		919	
Total Undergraduate Enrollment	4,017		3,926		4,017		4,151		4,155		4,282	
Percent of First Time Undergrads from a Gulf Coast Community College	81.8		77.8		77.3		78.0		63.1		65.2	
Percent First Time Transfer Tot. Ugrad.	24.2		22.4		23.2		22.7		22.2		21.5	

¹ First Time or Transfer students are recorded on the certified CBM-001 report and represent students entering the reporting institution for the first time but who have previously attended another postsecondary institution at the same level (e.g., undergraduate to undergraduate or graduate to graduate). This includes an institution's own graduates who re-enter for further education at a higher level. A "No" for this variable would indicate a continuing or returning student and these students are excluded from this report.

² Prior to 2004 many San Jacinto students were incorrectly listed as transfers from the Central campus instead of the North and South campuses.

Data for Fall 2006 and Fall 2007 suggest a trend that first time transfer students from area Gulf Coast Community colleges are decreasing compared to previous years.

filter = item9 >= 1 & class = 1

data file = fall 2003-07 ps data with acad plan redone on 11-27-07

For Fall 2007 - CBM data were reconfigured to capture the students last institution using certified data and item9.

Prior to Fall 2007 - the last institution attended was extracted from the "uhcb_stdnt_hist" table in PeopleSoft.

NHMCCD = North Harris Montgomery Community College District

Figure 1b:

¹ First Time Undergraduate Transfers from Gulf Coast Community Colleges - graph display

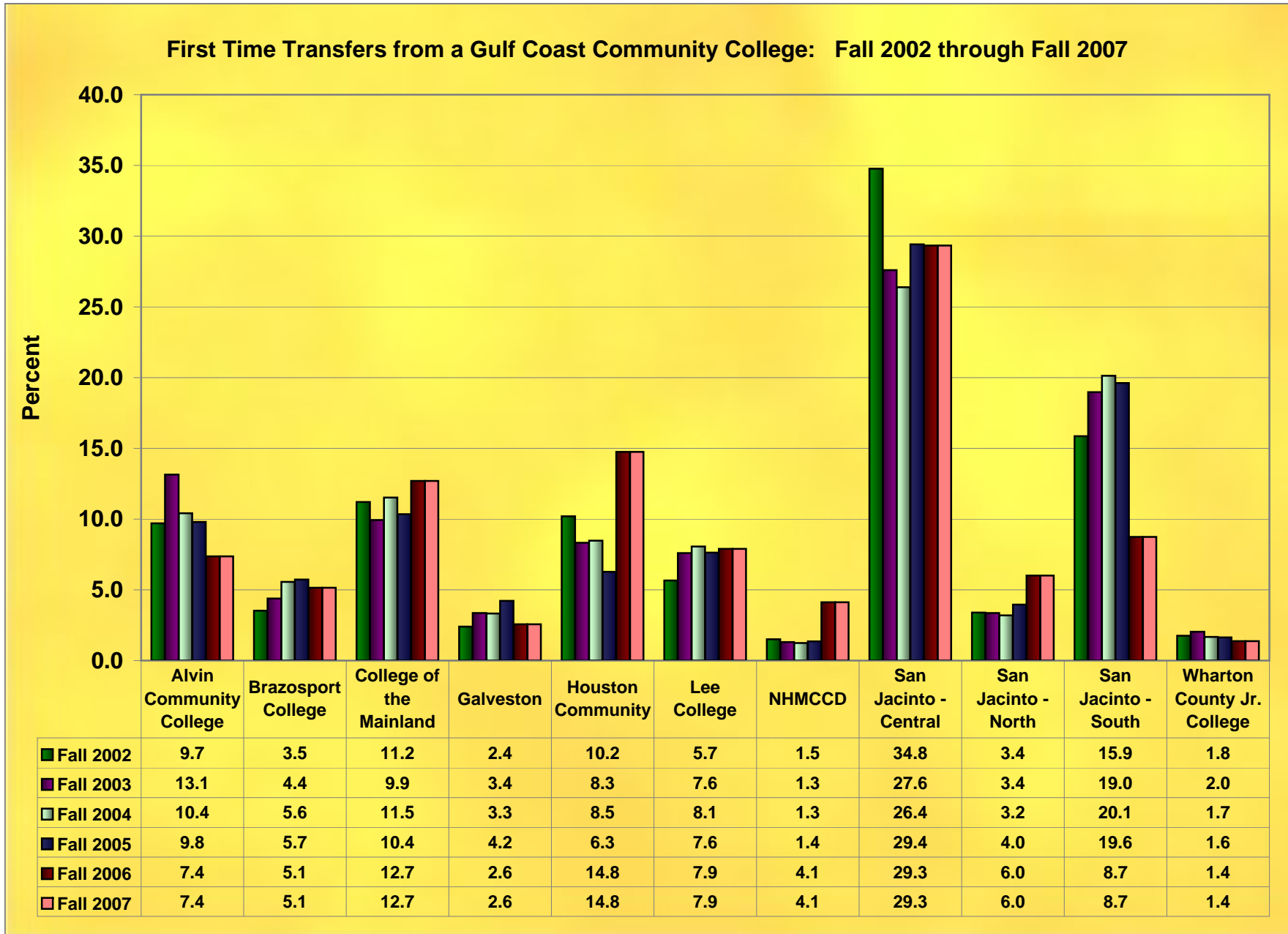


Figure 1c:

¹ First Time Undergraduate Transfers from Gulf Coast Community Colleges - Ethnicity

This figure combines all of the Gulf Coast Community College First Time Undergraduate Transfers aggregated by ethnicity

Gulf Coast Community College First Time Undergraduate Transfers Ethnicity	Fall 2002		Fall 2003		Fall 2004		Fall 2005		Fall 2006		Fall 2007	
	Count	Col %	Count	Col %	Count	Col %	Count	Col %	Count	Col %	Count	Col %
White	562	70.8	475	69.3	512	71.1	512	69.8	341	58.5	330	55.1
Black	42	5.3	39	5.7	54	7.5	44	6.0	39	6.7	51	8.5
Hispanic	116	14.6	121	17.7	111	15.4	143	19.5	148	25.4	157	26.2
Asian or Pacific Islander	46	5.8	29	4.2	30	4.2	28	3.8	39	6.7	40	6.7
American Indian or Alaskan	3	0.4	3	0.4	5	0.7	2	0.3	4	0.7	3	0.5
International	25	3.1	18	2.6	8	1.1	5	0.7	12	2.1	13	2.2
Unknown	0	0.0	0	0.0	0	0.0	0	0.0	0	0.0	5	0.8
Totals	794	100.0	685	100.0	720	100.0	734	100.0	583	100.0	599	100.0

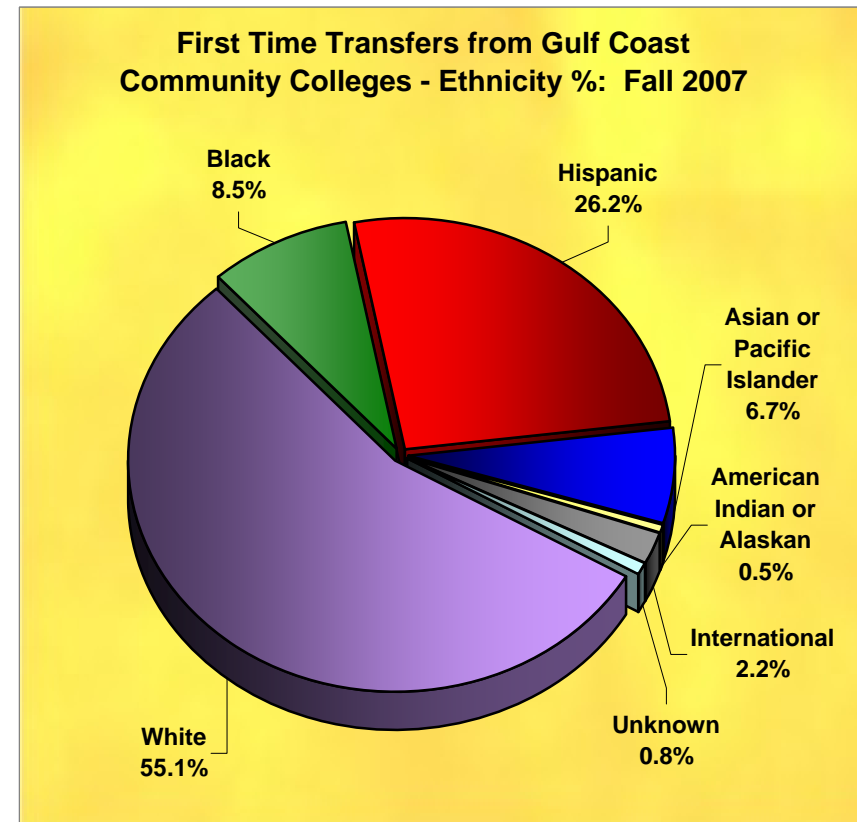
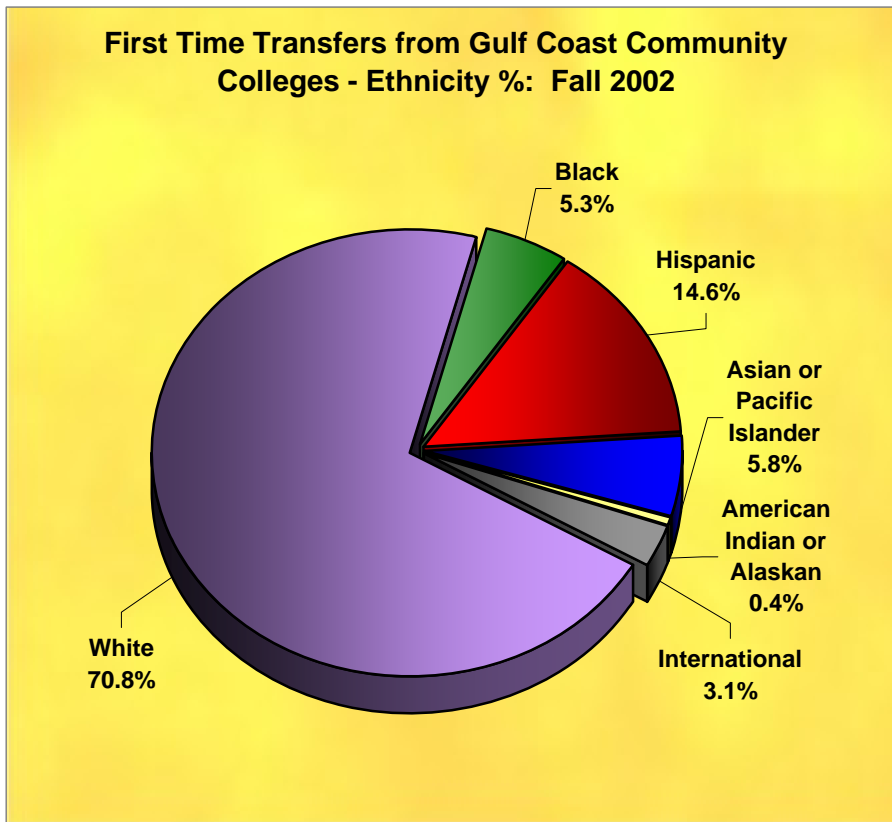


Figure 1d:

¹ First Time Undergraduate Transfers from all institutions (with 5 or more enrolled for Fall 2007)

sorted by Fall 2007 Count

College Name	Fall 2007	
	Count	Col %
² San Jacinto - Central Campus	227	24.7
² San Jacinto - South Campus	72	7.8
Alvin Community College	59	6.4
Houston Community College	50	5.4
College of the Mainland	48	5.2
Lee College	39	4.2
University of Houston - Central	33	3.6
Brazosport College	29	3.2
NHMCCD	24	2.6
Galveston College	20	2.2
² San Jacinto - North Campus	18	2.0
Wharton County Junior College	13	1.4
Sam Houston State University	11	1.2
Blinn College	10	1.1
Texas A&M University	9	1.0
University of Houston - Downtown	8	0.9
Southwest Texas State University	7	0.8
Texas Southern University	5	0.5
Austin Community College	5	0.5
All other First Time Transfer institutions Less Than 5 or missing	232	25.2
Total	919	100.0

¹ First Time or Transfer students are recorded on the certified CBM-001 report and represent students entering the reporting institution for the first time but who have previously attended another postsecondary institution at the same level (e.g., undergraduate to undergraduate or graduate to graduate). This includes an institution's own graduates who re-enter for further education at a higher level. A "No" for this variable would indicate a continuing or returning student and these students are excluded from this report.

² Prior to 2004 many San Jacinto students were incorrectly listed as transfers from the Central campus instead of the North and South campuses.

Data for Fall 2006 and Fall 2007 suggest a trend that first time transfer students from area Gulf Coast Community colleges are decreasing compared to previous years.

Figure 2:

All Undergraduate Transfers from Gulf Coast Community Colleges (includes first time, continuing and returning) *sorted by College Name*

Gulf Coast Community College Name	Fall 2002		Fall 2003		Fall 2004		Fall 2005		Fall 2006		Fall 2007	
	Count	Col %	Count	Col %	Count	Col %	Count	Col %	Count	Col %	Count	Col %
Alvin Community College	417	12.0	392	11.8	366	11.0	394	11.3	228	8.0	322	10.4
Brazosport College	118	3.4	126	3.8	152	4.6	157	4.5	173	6.1	130	4.2
College of the Mainland	396	11.4	374	11.2	368	11.1	387	11.1	411	14.5	330	10.6
Galveston College	92	2.6	94	2.8	88	2.6	102	2.9	67	2.4	84	2.7
Houston Community	309	8.9	270	8.1	248	7.4	206	5.9	337	11.9	232	7.5
Lee College	230	6.6	198	5.9	226	6.8	268	7.7	187	6.6	233	7.5
NHMCCD	44	1.3	38	1.1	39	1.2	33	0.9	95	3.3	53	1.7
² San Jacinto - Central	1,207	34.6	1,127	33.8	1,094	32.9	1,133	32.4	863	30.4	1,030	33.2
² San Jacinto - North	88	2.5	101	3.0	92	2.8	109	3.1	235	8.3	122	3.9
² San Jacinto - South	540	15.5	557	16.7	601	18.0	655	18.8	194	6.8	527	17.0
Wharton County Jr. College	47	1.3	56	1.7	56	1.7	49	1.4	48	1.7	40	1.3
Totals	3,488	100.0	3,333	100.0	3,330	100.0	3,493	100.0	2,838	100.0	3,103	100.0
Total Undergraduates	4,017		3,926		4,017		4,151		4,155		4,282	
Percent of Undergraduates from a Gulf Coast Community College	86.8		84.9		82.9		84.1		68.3		72.5	

Please Note that OIE is not responsible for the accuracy in coding regarding the last institution attended and is unable to explain variance related to student information for figures in this report. Data are reported based on the uhcb_stdnt_hist table in PeopleSoft.

² Prior to 2004 many San Jacinto students were incorrectly listed as transfers from the Central campus instead of the North and South campuses.

Data for Fall 2006 and Fall 2007 suggest a trend that first time transfer students from area Gulf Coast Community colleges are decreasing compared to previous years.

data file = cbm-001 fall 2007 merged with student history for this table only (CBM-001 only contains first time for last institution attended).

Last institution attended was extracted from the "uhcb_stdnt_hist" table in PeopleSoft.

NHMCCD = North Harris Montgomery Community College District